
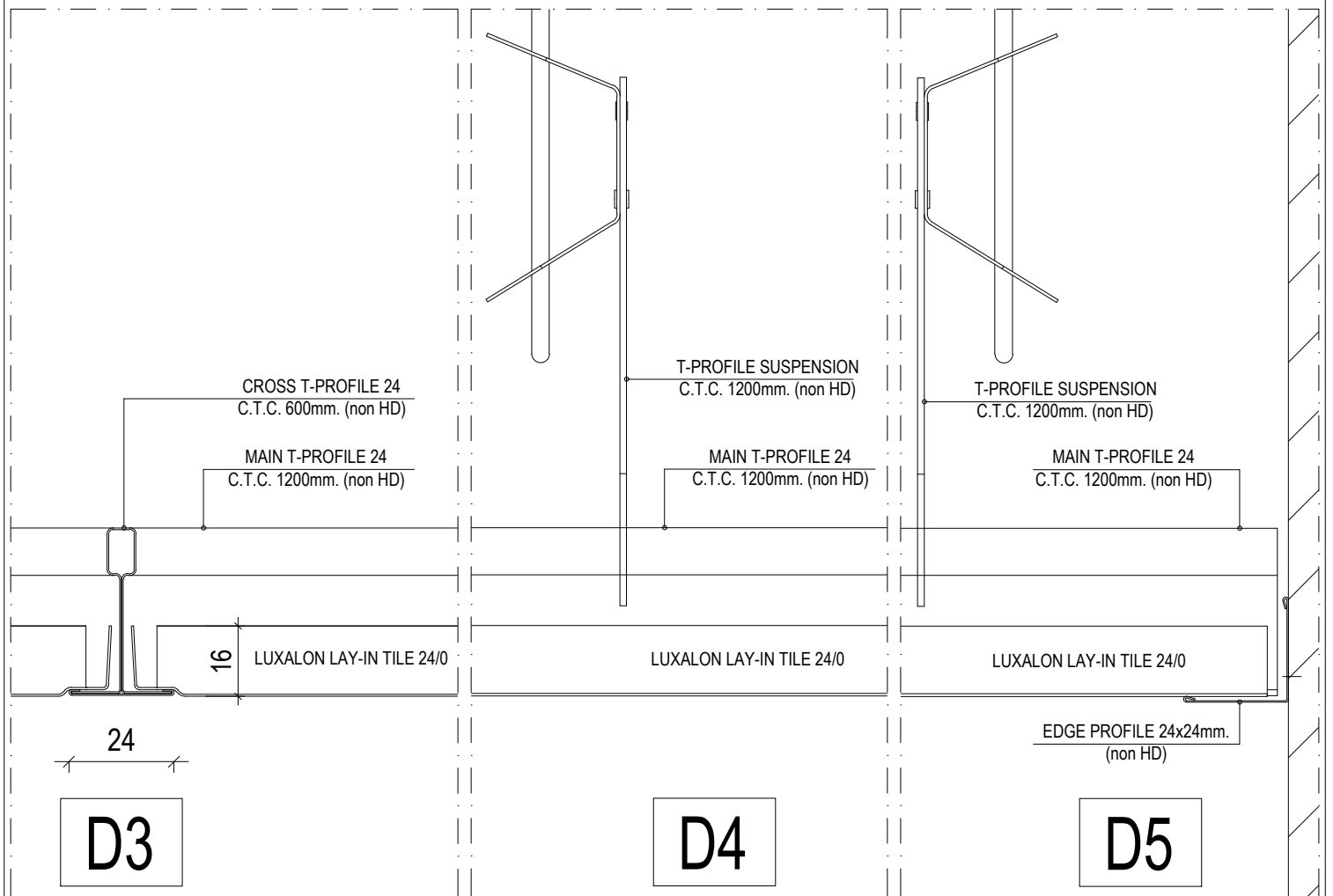
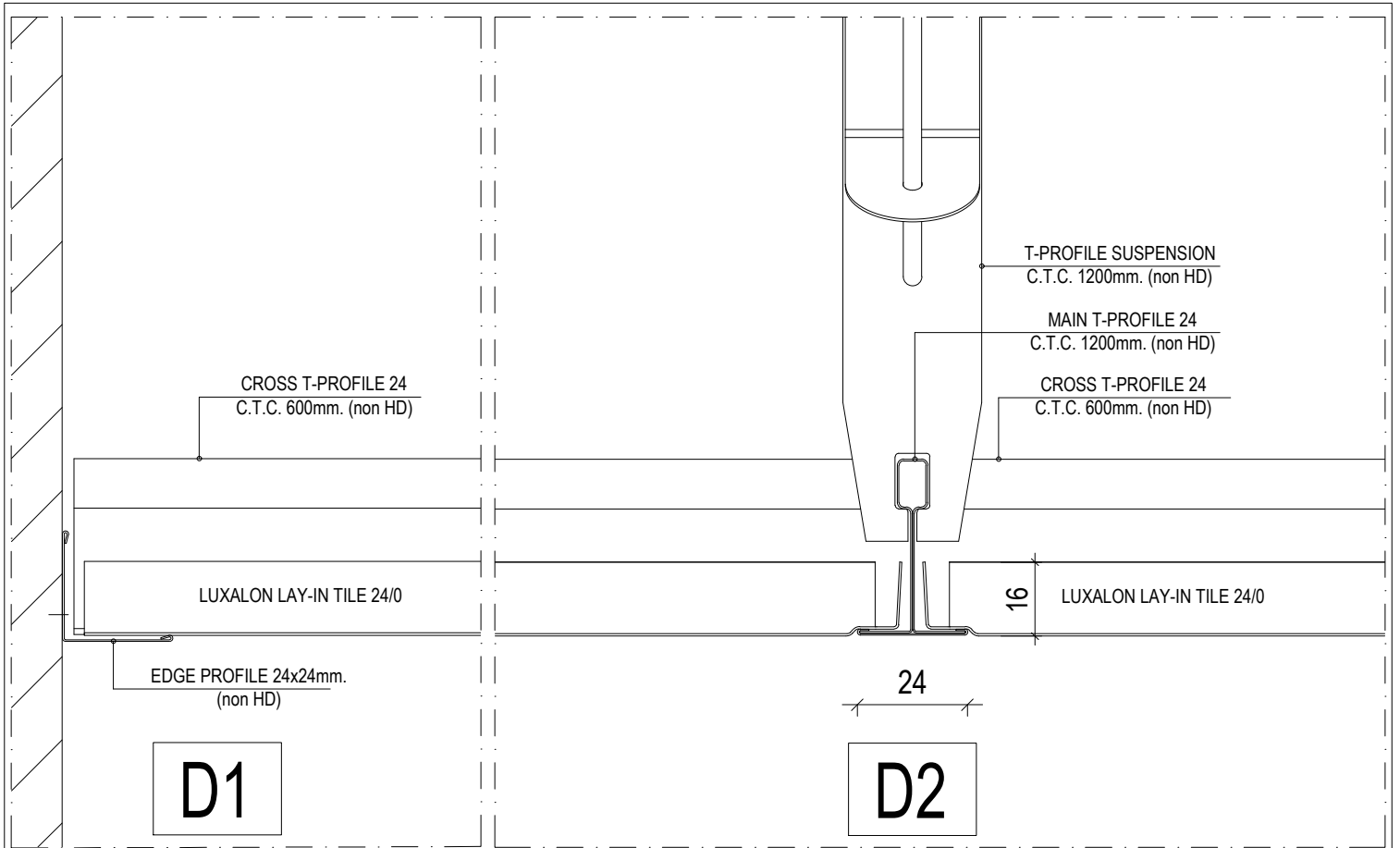


CEILING TILES LAY-OUT




STRUCTURE LAY-OUT

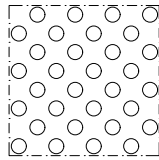
Drwg.No.	Date:	Scale:
C-i-Me-Lay-in tiles 24-0	15.10.2019	1:40
-2D_Ceiling plan	Size:	Rev:
	A4	A
Subject: Ceiling Interior Metal Lay-in tiles 24-0		



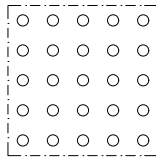
PERFORATION PATTERNS scale 1:1



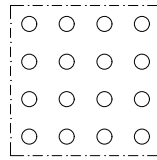
D1522
 ϕ 1,5 mm
 \updownarrow 4 mm \leftrightarrow 4 mm
 Openness 22 %



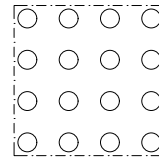
D2022
 ϕ 2 mm
 \updownarrow 5 mm \leftrightarrow 5 mm
 Openness 22 %



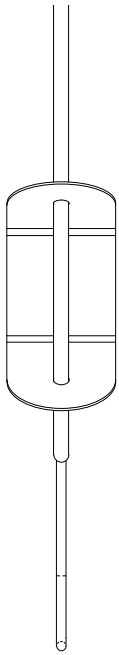
D1511
 ϕ 1,5 mm
 \updownarrow 4 mm \leftrightarrow 4 mm
 Openness 11 %



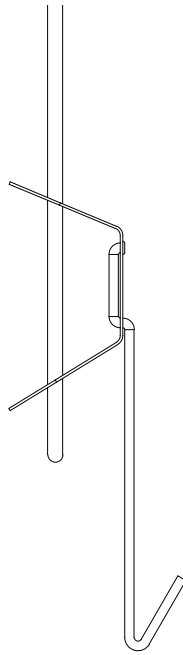
D2011
 ϕ 2 mm
 \updownarrow 5 mm \leftrightarrow 5 mm
 Openness 11 %



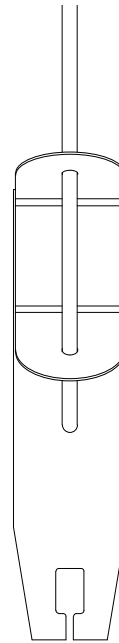
D2516
 ϕ 2,5 mm
 \updownarrow 5,5 mm \leftrightarrow 5,5 mm
 Openness 16 %



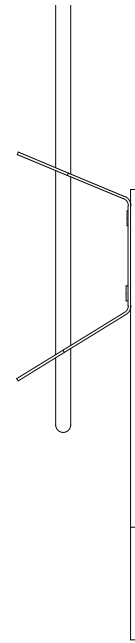
RAPID HANGER
 (non HD) front



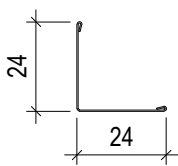
RAPID HANGER
 (non HD) side




T-PROFILE SUSPENSION
 (non HD) front



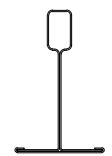
T-PROFILE SUSPENSION
 (non HD) side



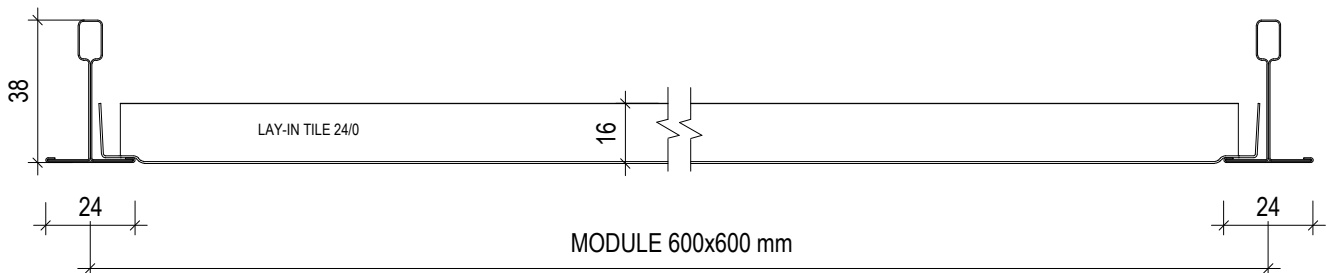
EDGE PROFILE 24X24 mm
 (non HD) sec



T-PROFILE 38x24
 (non HD) side



T-PROFILE 38x24
 (non HD) side



Drwg.No. C-i-Me-Lay-in tiles 24-0 -2D_Profiles and accessoires	Date: 15.10.2019	Scale: 1:2
	Size: A4	Rev: A
Subject: Ceiling Interior Metal Lay-in tiles 24-0		